



RoHS



FEATURES

- Universal 90 - 264VAC or 120 - 370VDC Input voltage
- Accepts AC or DC input (dual-use of same terminal)
- Operating ambient temperature range: -30°C to +70°C
- High I/O Isolation test voltage up to 4000VAC
- Low ripple & noise
- Output short circuit, over-current, over-voltage, over-temperature protection
- DIN rail TS-35/7.5 or 15 mountable
- Suitable for small chassis and narrow space installation
- Safety according to UL61010, EN62368

LI75-20BxxR2S is Mornsun AC-DC converter series featuring a cost-effective, energy efficient green power supply solution for standard DIN-rail mounting. The products offer a high level of stability and immunity to noise for industrial control equipment, machinery, and other industrial equipment in a variety of harsh environments. These light weight AC-DC converters have an extremely compact design and the standard rail installation for space saving. With good EMC performance, compliant with international UL61010, EN62368 standards for EMC and safety.

Selection Guide

Certification	Part No.	Output Power (W)	Nominal Output Voltage and Current (Vo/Io)	Output Voltage Adjustable Range (V)	Efficiency at 230VAC (%) Typ.	Max. Capacitive Load (μF)
CE (Pending)	LI75-20B12R2S	75.6	12V/6.3A	12-14	86	6000
	LI75-20B24R2S	76.8	24V/3.2A	24-28	89	1500
	LI75-20B48R2S		48V/1.6A	48-53	90	1000

Input Specifications

Item	Operating Conditions		Min.	Typ.	Max.	Unit
Input Voltage Range	AC input		90	--	264	VAC
	DC input		120	--	370	VDC
Input Voltage Frequency			47	--	63	Hz
Input Current	115VAC		--	--	2	A
	230VAC		--	--	1	
Inrush Current	115VAC	Cold start	--	25	--	
	230VAC		--	45	--	
Leakage Current	240VAC		<0.5mA			
Hot Plug			Unavailable			

Output Specifications

Item	Operating Conditions		Min.	Typ.	Max.	Unit
Output Voltage Accuracy	Full load range	12V	--	±2.0	--	%
		24V/48V	--	±1.0	--	
Line Regulation	Rated load		--	±0.5	--	
Load Regulation	0% - 100% load		--	±1.0	--	
Ripple & Noise*	20MHz bandwidth (peak-to-peak value)	12V	--	--	80	mV
		24V	--	--	120	
		48V	--	--	150	
Temperature Coefficient			--	±0.03	--	%/°C
Minimum Load			0	--	--	%

Hold-up Time	115VAC	12	--	--	ms
	230VAC	60	--	--	
Short Circuit Protection	Recovery time < 3s after the short circuit disappear.		Constant current, continuous, self-recovery		
Over-current Protection	Normal temperature		105%-150% Io, constant current mode, automatic recover after fault condition is removed		
	Low temperature, high temperature		≥ 105%Io, constant current mode, automatic recover after fault condition is removed		
Over-voltage Protection	12V		≤ 17V (Output voltage turn off, re-power on for recover)		
	24V		≤ 33V (Output voltage turn off, re-power on for recover)		
	48V		≤ 60V (Output voltage turn off, re-power on for recover)		
Over-temperature Protection			Output voltage turn off, re-power on for recover after the temperature drops.		
Note: *The "Tip and barrel method" is used for ripple and noise test, output parallel 47μF electrolytic capacitor and 0.1μF ceramic capacitor, please refer to Enclosed Switching Power Supply Application Notes for specific information.					

General Specifications

Item	Operating Conditions		Min.	Typ.	Max.	Unit
Isolation Test	Input - ⊕	Electric strength test for 1min., leakage current <10mA	2000	--	--	VAC
	Input - output		4000	--	--	
	Output - ⊕		500	--	--	
Insulation Resistance	Input - ⊕	At 500VDC	50	--	--	MΩ
	Input - output		50	--	--	
	Output - ⊕		50	--	--	
Operating Temperature			-30	--	+70	°C
Storage Temperature			-40	--	+85	
Storage Humidity	Non-condensing		10	--	95	%RH
Operating Humidity			20	--	90	
Switching Frequency			--	65	--	kHz
Power Derating	Operating temperature derating	-30°C to -10°C	2.0	--	--	% / °C
		+45°C to +70°C	2.0	--	--	
	Input voltage derating	90VAC - 100VAC	2.0	--	--	% / VAC
Safety Standard			Meet UL61010/EN62368			
Safety Certification			EN62368 (Pending)			
Safety Class			CLASS I			
MTBF	MIL-HDBK-217F@25°C		≥ 300,000 h			

Mechanical Specifications

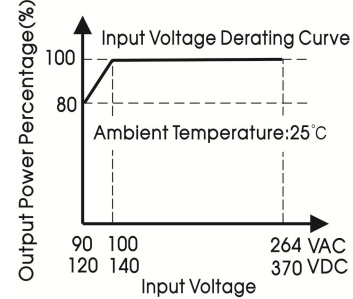
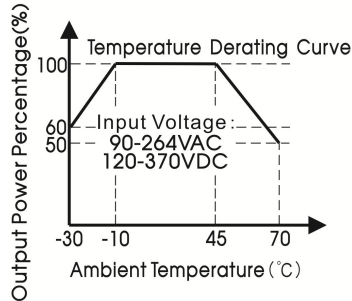
Case Material	Metal (AL1100, SGCC)
Dimensions	32.00 x 125.00 x 87.50mm
Weight	350g (Typ.)
Cooling Method	Free air convection

Electromagnetic Compatibility (EMC)

Emissions	CE	CISPR32/EN55032 CLASS B	
	RE	CISPR32/EN55032 CLASS B	
	THD	IEC/EN 61000-3-2 CLASS A	
Immunity	ESD	IEC/EN 61000-4-2 Contact ±6KV/Air ±8KV	perf. Criteria A
	RS	IEC/EN 61000-4-3 10V/m	perf. Criteria A
	EFT	IEC/EN 61000-4-4 ±2KV	perf. Criteria A

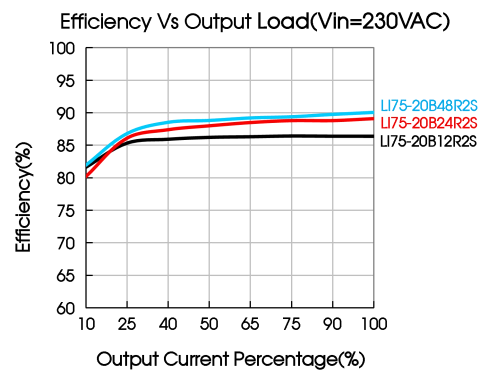
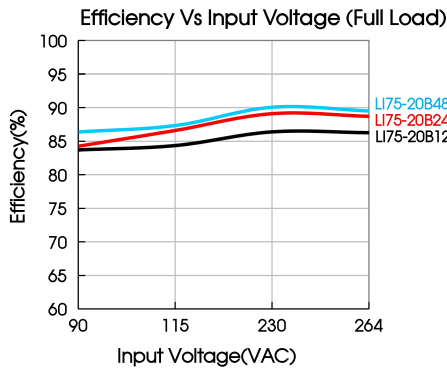
Surge	IEC/EN 61000-4-5	line to line $\pm 2\text{KV}$ /line to ground $\pm 4\text{KV}$	perf. Criteria A
CS	IEC/EN61000-4-6	10 Vr.m.s	perf. Criteria A
Voltage dips, short interruptions and voltage variations immunity	IEC/EN61000-4-11	0%, 70%	perf. Criteria B

Product Characteristic Curve

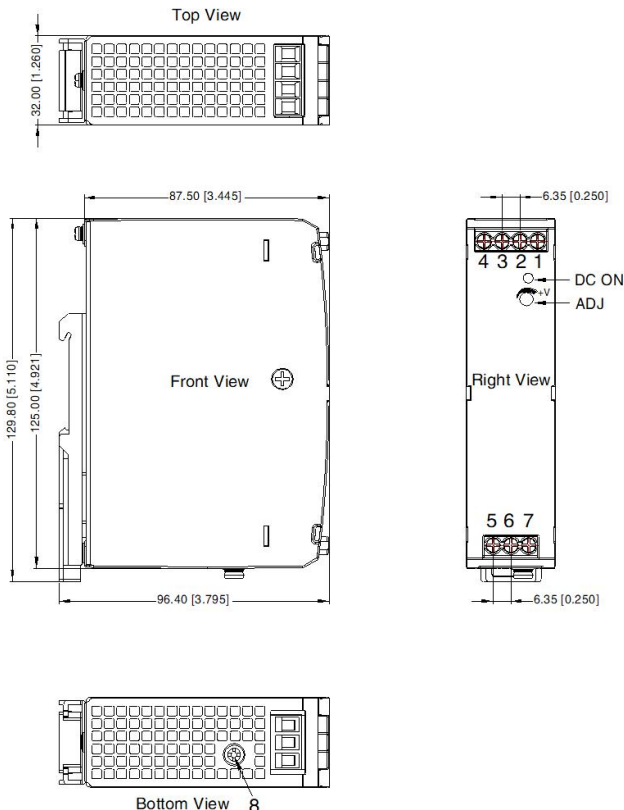


Note: 1. With an AC input voltage between 90-100VAC and a DC input between 120-140VDC the output power must be derated as per the temperature derating curves;

2. This product is suitable for applications using natural air cooling; for applications in closed environment please consult Mornsun FAE.



Dimensions and Recommended Layout



THIRD ANGLE PROJECTION

Pin-Out	
Pin	Mark
1	-Vo
2	-Vo
3	+Vo
4	+Vo
5	AC(N)
6	AC(L)
7	

7、8 any position must be connected to the earth ()

Note:

Unit: mm[inch]

ADJ: Output adjustable resistor

Wire range: 26-10 AWG

Tightening torque: Max 0.4 N·m

Mounting rail: TS35, rail needs to connect safety ground

General tolerances: $\pm 1.00 [\pm 0.039]$

Note:

1. For additional information on Product Packaging please refer to www.mornsun-power.com. Packaging bag number: 58220214;
2. Unless otherwise specified, parameters in this datasheet were measured under the conditions of $T_a=25^{\circ}\text{C}$, humidity<75% RH with nominal input voltage and rated output load;
3. All index testing methods in this datasheet are based on our company corporate standards;
4. In order to improve the efficiency at high input voltage, there will be audible noise generated, but it does not affect product performance and reliability;
5. We can provide product customization service, please contact our technicians directly for specific information;
6. Products are related to laws and regulations: see "Features" and "EMC";
7. The out case needs to be connected to PE (\perp) of system when the terminal equipment in operating;
8. The output voltage can be adjusted by the ADJ, clockwise to increase;
9. Our products shall be classified according to ISO14001 and related environmental laws and regulations, and shall be handled by qualified units;
10. The power supply is considered a component which will be installed into a terminal equipment. All EMC tests should be confirmed with the final equipment. Please consult our FAE for EMC test operation instructions.

Mornsun Guangzhou Science & Technology Co., Ltd.

Address: No. 5, Kehui St. 1, Kehui Development Center, Science Ave., Guangzhou Science City, Huangpu District, Guangzhou, P. R. China

Tel: 86-20-38601850

Fax: 86-20-38601272

E-mail: info@mornsun.cn

www.mornsun-power.com